



Schwienbacher Abbruch Technik

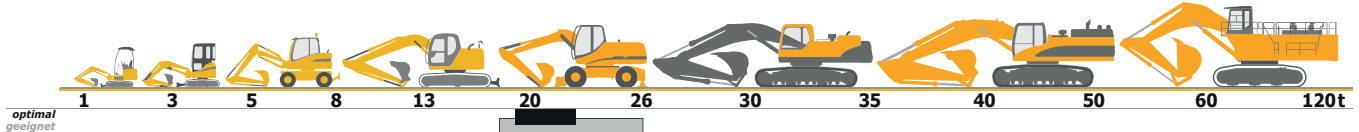
Werkstatt • Lager • Service seit 1977

D-82229 Seefeld (bei München)

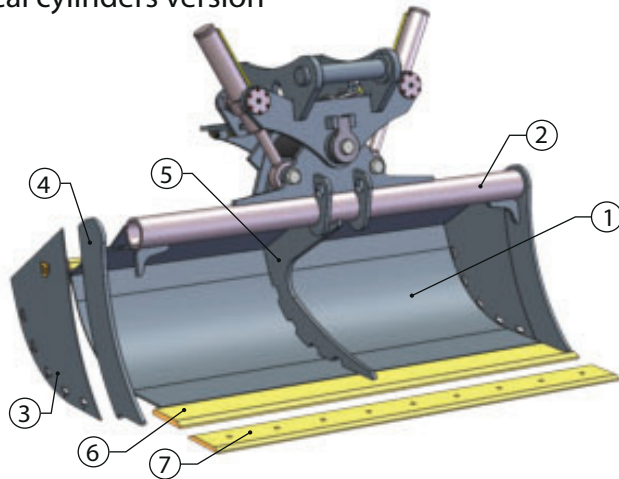
Graf-Toerring-Seefeld-Strasse 9b / 17

Tel. 08152 / 998 969-0 Fax.- 9

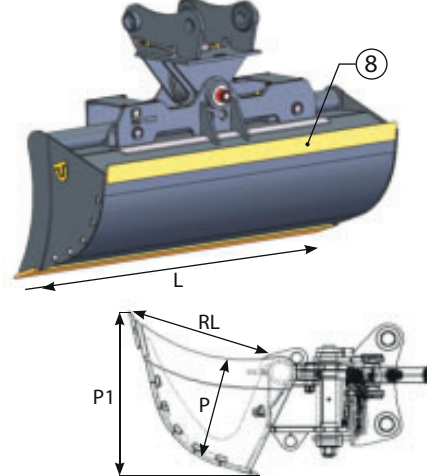
T.65 GRABENRÄUM-SCHWENK-LÖFFEL *optimal** (1 Zylinder liegend, flaches Profil) für Bagger von 19 bis 23 to



*WV vertical cylinders version



*WO horizontal cylinders version



Classe Class	Codice Code	L mm	Cap. SAE Lt	Peso Kg Weight	RL mm	P mm	P1 mm	Listino € Price List	Sottolama € Bolt on blade
T.65 19 - 23 ton	W*C065-160	1600	652	759	740	580	960	7.792,00	294,00
	W*C065-170	1700	698	780				7.888,00	312,00
	W*C065-180	1800	744	801				7.980,00	328,00
	W*C065-190	1900	791	822				8.076,00	346,00
	W*C065-200	2000	837	843				8.168,00	368,00
	W*C065-210	2100	883	864				8.262,00	386,00
	W*C065-220	2200	929	903				8.354,00	402,00
		1	2	3	4	5	6	7 Optional	8
Materiale	Material	S355	S355	S355	S355	S355	HB 400	HB 400	HB 400
Spessore	Thickness	10 mm	127 x 14 mm	8 mm	20 mm	20 mm	200 x 25 mm	203 x 19 mm	110 x 16 mm



Schwiebacher Abbruch Technik

Werkstatt • Lager • Service seit 1977

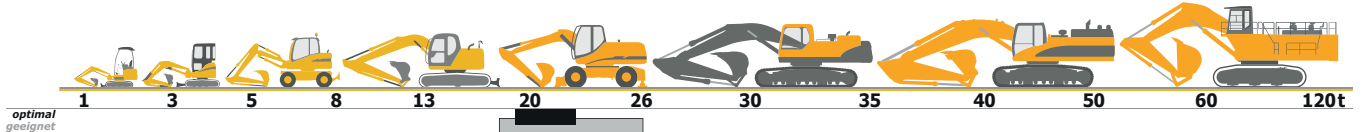
D-82229 Seefeld (bei München)

Graf-Toerring-Seefeld-Strasse 9b / 17

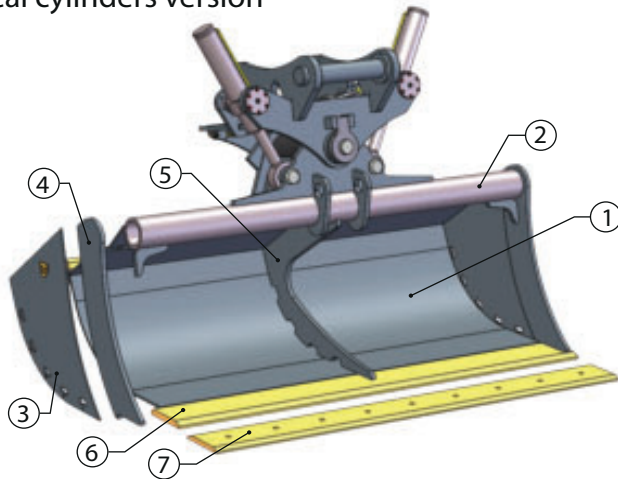
Tel. 08152 / 998 969-0 Fax.- 9

T.65 GRABENRÄUM-SCHWENK-LÖFFEL *optimal**

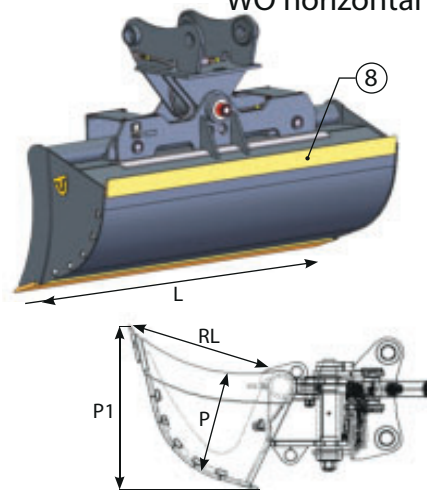
(1 Zylinder liegend, flaches Profil) für Bagger von 19 bis 23 to



*WV vertical cylinders version



*WO horizontal cylinders version



T.65 **optimal* = für Bagger von 19 bis 23 t mit Standard-Ausrüstung.

ATLAS 1702D, 1704D, 1704LC, 170 LC, 175 LCSR, 190 W, 190 LC, 215 LCSR

* **BENATI** 190CSB, 3.20, 3.21 * **BENFRA** 8C, 9.09 * **CASE** 888, 988, 9021, WX 185, WX 200, CX 210D, CX 225, CX 235, WX 218, CX 230D, CX 240D * **CATERPILLAR** 219C/D, 318B, 319C/D, M 320, M 322C/D, 320B/D, 321D, 323D, 318E, 318F, 323 ELN, 323 ESA

* **COSMOTER** 8, 9.09 * **JON DEERE** 200D, 220DW, 225D, 210 GLC * **DAEWOO DOOSAN** S 200WIII/V, DX 210WV, DH 220LC, S 220LCVIII/V, S 225LCV, DX 225, DX 235, DX 210W-5, DX 225LC-3, DX 235 LCR-5, DX 235 NLC-5 * **FAI** 1200/1300CH/GTH/1400/1500 * **FIATALLIS** FE 20 * **FIAT HITACHI** FH 200W.3, EX 200, EX 215, EX 235 * **FIAT KOBELCO** E 200SR, E 215E, E 235E, E 235SR * **FORD** 47 * **FURUKAWA** 640E/W 735LS/W 738LS * **HIDROMEK** HMK 200W, HMK 220, HMK 220LC * **HITACHI** ZX 190LC-6, ZX 190LCN-6, ZX 200LC-3G, ZX 190W-3F, ZX 190W-6, ZX 200LC-5G, ZX 210-6 * **HYDROMAC** H 95/H 105/H 115 * **HYUNDAI** R 200W, R 200LC, R 210LC-3/7/9, HW 210, HX 220L, R 210 NLC-7A * **JCB** JS 200W, JS 200LC, JS 210, JS 220, JS 235, JZ 235, JS 190, JS 220W * **KOBELCO** SK 200, SK 210LC, 907, SK 200SR, SK 180LC-10, SK 210H LC-10, SK 210LC-10, SK 230 SRLC-3 * **KOMATSU** PC 200, PC 228US-8, PW 210, PW 220-7, PC 230N-7/8, PC 210 LC/NLC-8, PC 228 USLC-10 * **LALTESI** 441HD

* **LIEBHERR** A 904C, A 904 LIT, A 912 LIT, A 914B, A 914 LIT, R 900B/C LIT, R 904 LIT, R 906, R 918 LIT, R 920 CPT LIT, R 920 LIT, A 920 LIT, A 924 LIT, R 922 LIT, A922 RAIL LIT, A 924 LIT * **MF** 822, 9.21, 9.22 * **NEW HOLLAND** E 215 E/LC, E 195 EL/LC, E 200 SR/SRLC, E 215C, E 226C, E 245C, MH 6.6, MH 8.6 * **O&K** RH 5/RH 5PLUS/RH 5 PMS/MH 5/MH 5PMS/RH 5.5

* **PMI** 900, 8.18 * **POCLAIN** 81, 888 * **ROCK** 130, 135 * **SANY** SY 135C, SY 11W, SY 155U

* **SAMSUNG** SE 210LC.3, SE 210W.2 * **TEREX** TC 210LC, TC 210NLC, TC 225LC, TC 225NLC

* **VOLVO** EC 200, EW 200, EC 210B/C, EC 230, EW 230, EC 235C, ECR 235C, EW 210D, EC 220E

geeignet = für Bagger von 17 bis 26 t je nach Ausrüstung.

Andere Klassen/Größen bedingt geeignet. Bei Bedarf bitte anfragen!